

How to Drive Through a Roundabout

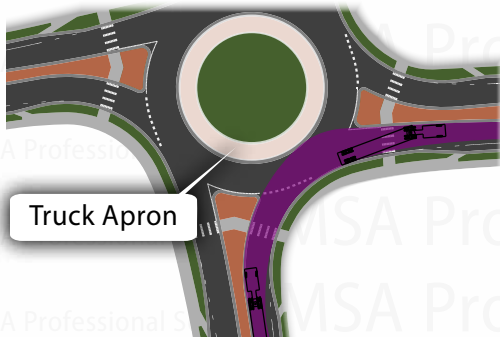
LARGE TRUCKS (WITH SEMI-TRAILERS)

Observe all standard road rules,
including yielding to pedestrians and bicyclists in crosswalks
and to all circulating traffic.

Roundabouts are designed to accommodate large vehicles such as trucks with semi-trailers.

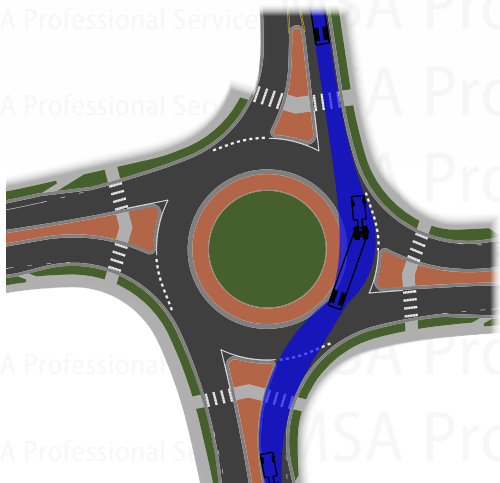
As truck drivers navigate a single lane roundabout, it is common for their trailer to track onto mountable surfaces such as the **truck apron**.

The **truck apron** is a raised concrete area designed specifically for large trucks to use.



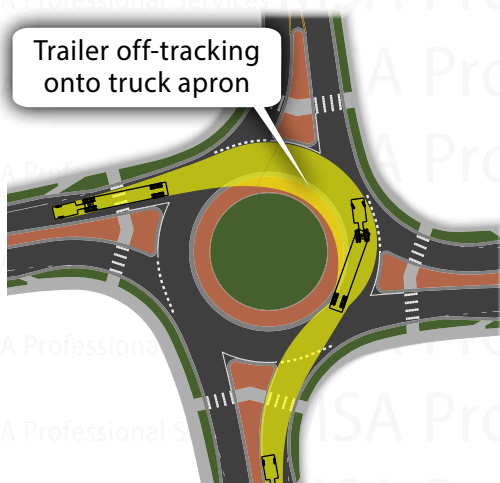
Making a **RIGHT TURN**

1. Slow down.
2. Read advance signing for your destination.
3. Yield to pedestrians and bicyclists at the crosswalk.
4. When clear, stay close to the left curb line and use all available space to enter the roundabout and complete the turn.
5. Yield to pedestrians and bicyclists at the crosswalk as you exit.



Making a **THROUGH MOVEMENT**

1. Slow down.
2. Read advance signing for your destination.
3. Yield to pedestrians and bicyclists at the crosswalk.
4. When clear, stay close to the left curb line and use all available space to enter the roundabout.
5. Keep in mind the trailer may off-track onto the mountable **truck apron** while circulating.
6. Yield to pedestrians and bicyclists at the crosswalk as you exit.



Making a **LEFT TURN**

1. Slow down.
2. Read advance signing for your destination.
3. Yield to pedestrians and bicyclists at the crosswalk.
4. When clear, stay close to the left curb line and use all available space to enter the roundabout.
5. Keep in mind the trailer may off-track onto the mountable **truck apron** while circulating.
6. Yield to pedestrians and bicyclists at the crosswalk as you exit.